


Cognition CUBES

~ set 3 ~



set 3
20

**Use 2 orange, 2 blue, 1 yellow, 1 green,
and 1 red cube.**

Both ends are the same color.
An orange cube is in the center.
The red cube does not touch an orange cube.
An orange cube is directly to the right of a blue cube.
A green cube is directly to the left of an orange cube.

© Christina Winter - Mrs. Winter's Bliss



© Created by:
Christina Winter

**DIGITAL
and
PRINTABLE**

Thank you for your Interest!

set 3

17

Use 3 green, 2 red, and 1 blue cube.

- * The blue cube only touches a red cube.
- * Each green cube is directly to the left of a red cube.
- * A green cube only touches a green cube.



© Christina Winter 2018



This set of interactive logic puzzles will have kids **begging for more!** These brain teasers are an engaging math center to help your **3rd and 4th** grade students learn to persevere through challenging tasks.


DIGITAL or PRINTABLE



set 2
2

Use 2 green, 1 black, and 1 white cube.

- * Both ends are different colors.
- * The green cubes touch each other.
- * The cube on the right end is black.
- * The white cube is to the left of a green cube.



USE on
iPAD
or
DESKTOP
in
GOOGLE
SLIDES

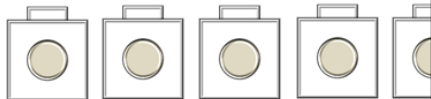
20 Engaging Logic Puzzles

set 3

15

**Use 2 white, 1 yellow, 1 red, 1 green,
and 1 orange cube.**

- * The orange cube touches the yellow cube and the red cube.
- * Neither white cube is on the right half of the puzzle.
- * The yellow cube is on the left half of the puzzle.



set 3

20

**Use 2 orange, 2 blue, 1 yellow, 1 green,
and 1 red cube.**

- * Both ends are the same color.
- * An orange cube is in the center.
- * The red cube does not touch an orange cube.
- * An orange cube is directly to the right of a blue cube.
- * The green cube is directly to the left of an orange cube.



© Christina Winter - Mrs. Winter's Bliss 2018

set 3

19

**Use 2 yellow, 2 red, 1 black, 1 white,
and 1 green cube.**

- * The green cube is directly to the left of the center.
- * A red cube is directly to the right of the center.
- * A yellow cube is on the left side.
- * The black cube is between two red cubes.
- * The white cube is directly to the right of a yellow cube.



© Christina Winter - Mrs. Winter's Bliss 2018



Perseverance Anchor Chart



Student Recording Sheet and Answer Key

Cognition Cube Answer Key set 3

R=Red O=Orange Y=Yellow G=Green
B=Blue W=White X=Black

1	GBGR	11	YOOGRR
2	YXXO	12	XBWGY
3	GXBOG	13	OGORGR
4	WRWWY	14	GXBBOY
5	ORWGX	15	WWYORG
6	RWWRR	16	BRBYBG
7	YGXYG	17	WWRWBR

's Cognition Cube Answers :

R=Red O=Orange Y=Yellow G=Green
B=Blue W=White X=Black

1		11	
2		12	
3		13	
4		14	
5		15	
6		16	
7		17	
8		18	
9		19	
10		20	

I'm NOT AFRAID of a **CHALLENGE!**

© Christina Wirtz - Mrs. Wirtz's Bliss 2018