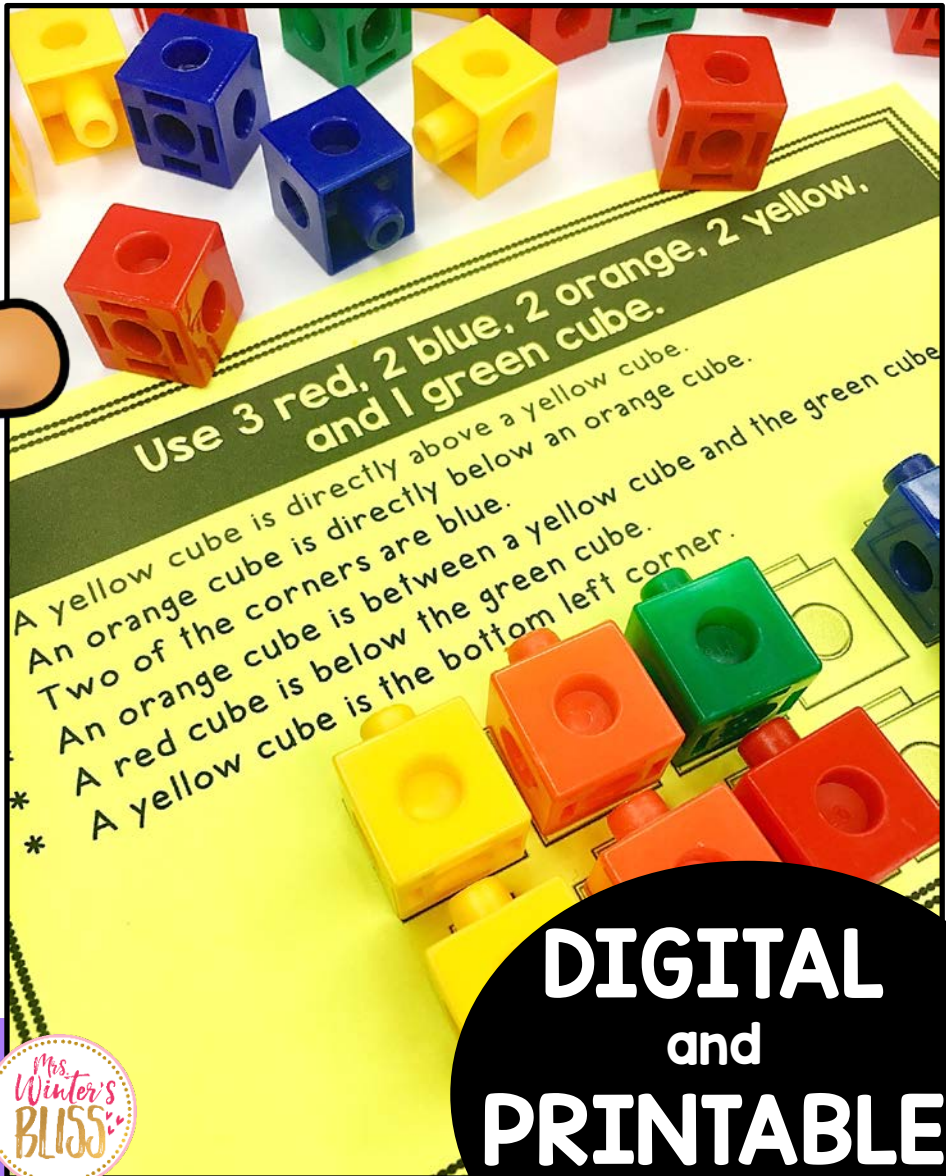


Cognition CUBES

~ set 4 ~



© Created by:
Christina Winter



DIGITAL
and
PRINTABLE

Thank you for your Interest!

set 4

6

Use 3 orange, 2 green, 1 red, 1 yellow,
and 1 blue cube.

- * An orange cube is the bottom left corner.
- * Both the green cubes are in the bottom row.
- * All orange cubes are in the left half of the puzzle.
- * The red cube is directly to the right of an orange cube.
- * The yellow cube touches the red and the blue cube.



Winter - Mrs. Winter's Bliss 2018



This set of interactive logic puzzles will have kids **begging for more!** These brain teasers are an engaging math center to help your **3rd and 4th** grade students learn to persevere through challenging tasks.


DIGITAL or PRINTABLE



set 2
2

Use 2 green, 1 black, and 1 white cube.

- * Both ends are different colors.
- * The green cubes touch each other.
- * The cube on the right end is black.
- * The white cube is to the left of a green cube.



USE on
iPAD
or
DESKTOP
in
GOOGLE
SLIDES

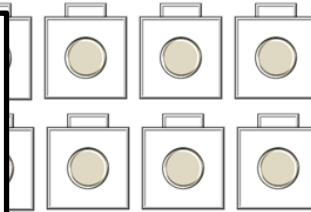
20 Engaging Logic Puzzles

set 4

11

Use 2 black, 2 green, 1 red, 1 orange, 1 yellow, and 1 white cube.

- * No cube of the same color is in the same row.
- * Two of the corners are green.
- * The orange cube is directly to the left of the red cube.
- * A black cube is directly above the yellow cube.
- * The white cube is directly to the right of the yellow cube.
- * The red cube is directly above a black cube.



© Christina Winter - Mrs. Winter's Bliss 2018

set 4

18

Use 2 orange, 2 green, 2 yellow, 2 black, and 2 red cubes.

- * No cube of the same color is in the same row.
- * Two of the corners are red.
- * Each yellow cube is directly to the right of a red cube.
- * The black cubes are not in the same column.
- * An orange cube is directly below a green cube.
- * An orange cube is the top right corner.
- * Neither black cube is in the center column.



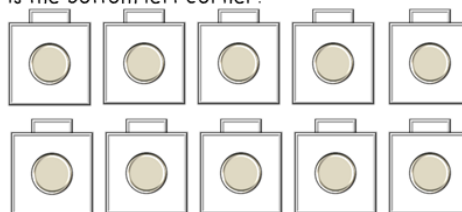
© Christina Winter - Mrs. Winter's Bliss 2018

set 4

17

Use 4 blue, 2 orange, 1 red, 1 green, 1 white, and 1 yellow cube.

- * No cube of the same color is in the bottom row.
- * A blue cube is directly below a blue cube.
- * Each corner is a different color.
- * The white cube is directly to the right of an orange cube.
- * The green cube is directly to the right of an orange cube.
- * The white cube does not touch a blue cube.
- * The yellow cube is directly to the right of the green cube.
- * The red cube is the bottom left corner.



© Christina Winter - Mrs. Winter's Bliss 2018



Perseverance Anchor Chart



Cognition Cube Answer Key set 4

R=Red O=Orange Y=Yellow G=Green
B=Blue W=White X=Black

1	OWX XOW	11	GXOR GYWX
2	XGR BYB	12	OYXB RRGW
3	RRR ORO	13	RBRRR BYXXX
4	XBG XBB	14	OGOXO WYWXR
5	XWY OBR	15	YOGRB YORRB
6	OORX OGGB RRWR	16	GGXRX RBOYX RBBWX

's Cognition Cube Answers:

R=Red O=Orange Y=Yellow G=Green
B=Blue W=White X=Black

1		11	
2		12	
3		13	
4		14	
5		15	
6		16	
7		17	
8		18	
9		19	
10		20	

I'm NOT AFRAID of a **CHALLENGE!**

Student Recording Sheet and Answer Key