

Cognition COINS

~ set 1 ~



Use 2 quarters, 1 nickel, and 1 dime.

- *The sum of the middle two coins are worth the most value.
- *The sum of the first two coins equals 35 cents.

©Created by:
Christina Winter



DIGITAL
and
PRINTABLE

Thank you for your Interest!

set 1
5

Use 1 penny, 1 dime, and 1 nickel.

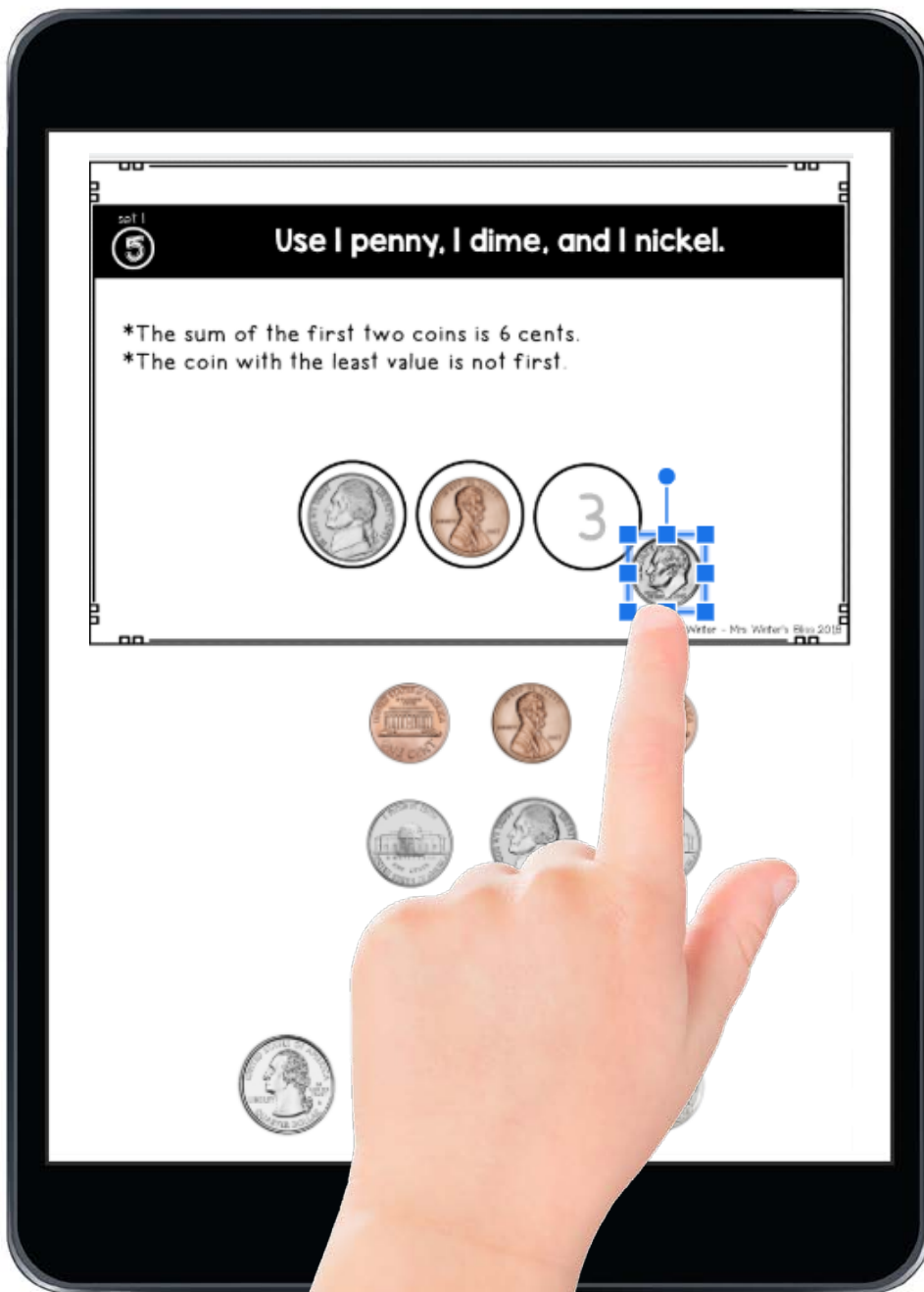
- *The sum of the first two coins is 6 cents.
- *The coin with the least value is not first.

© Christina Winter - Mrs. Winter's Bliss 2018



This set of interactive logic puzzles will have kids **begging for more!** These brain teasers are an engaging math center to help your **1st-3rd** grade students learn to persevere through challenging tasks.

DIGITAL and PRINTABLE



USE on
iPAD
or
DESKTOP
in
GOOGLE
SLIDES

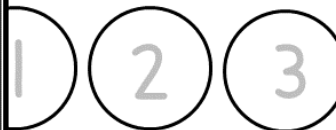
20 Engaging Logic Puzzles

set 1

1

Use 1 penny, 1 dime, and 1 nickel.

- *The largest sized coin is first.
- *The dime is not last.



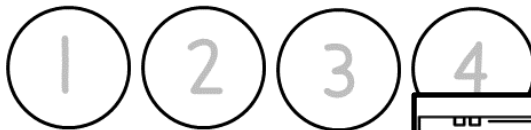
© Christina Winter - Mrs. Winter's Bliss 2018

set 1

11

Use 1 penny, 1 nickel, 1 dime, and 1 quarter.

- *The total of the first two coins is 11 cents.
- *The total of the middle two coins is 35 cents.




set 1

20

Use 2 quarters, 1 nickel, and 1 dime.

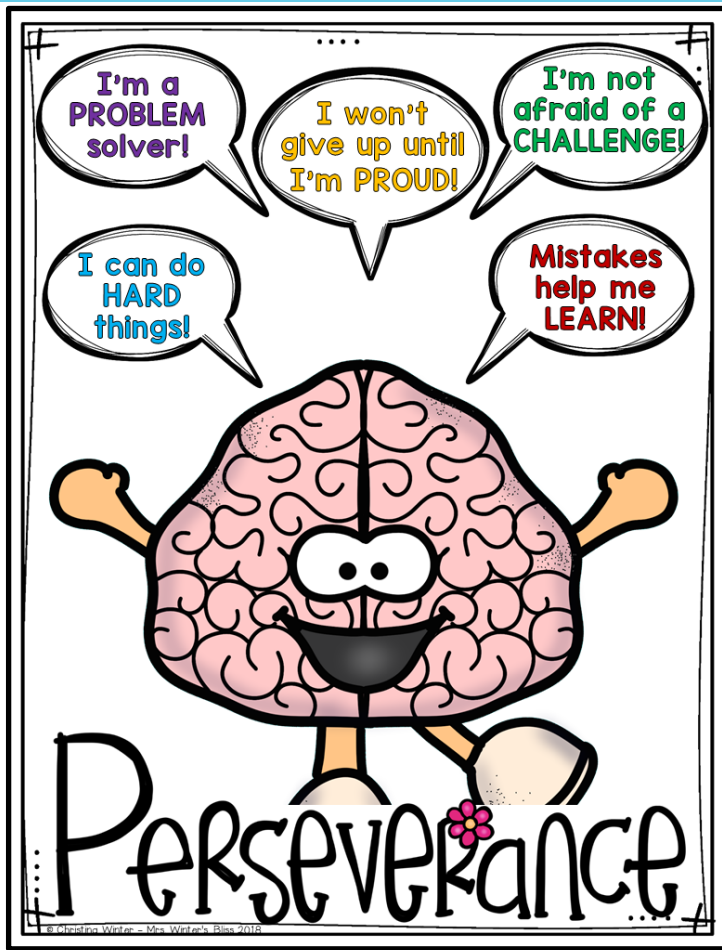
- *The sum of the middle two coins are worth the most value.
- *The sum of the first two coins equals 35 cents.



© Christina Winter - Mrs. Winter's Bliss 2018



Perseverance Anchor Chart



Student Recording Sheet and Answer Key

Cognition Coin Answer Key set 1

P=Penny N=Nickel D=Dime Q=Quarter

1	NDP	11	PDQN
2	DPN	12	DNQP
3	DNP	13	QDPN
4	DPN	14	DNPD
5	NPD	15	DDNP
6	NPD	16	PNND

_____'s Cognition Coin Answers

P=Penny N=Nickel D=Dime Q=Quarter

1		11	
2		12	
3		13	
4		14	
5		15	
6		16	
7		17	
8		18	
9		19	
10		20	

I'm **NOT AFRAID** of a **CHALLENGE!**

© Christina Wiles - Mrs. Wiles' Bliss 2018